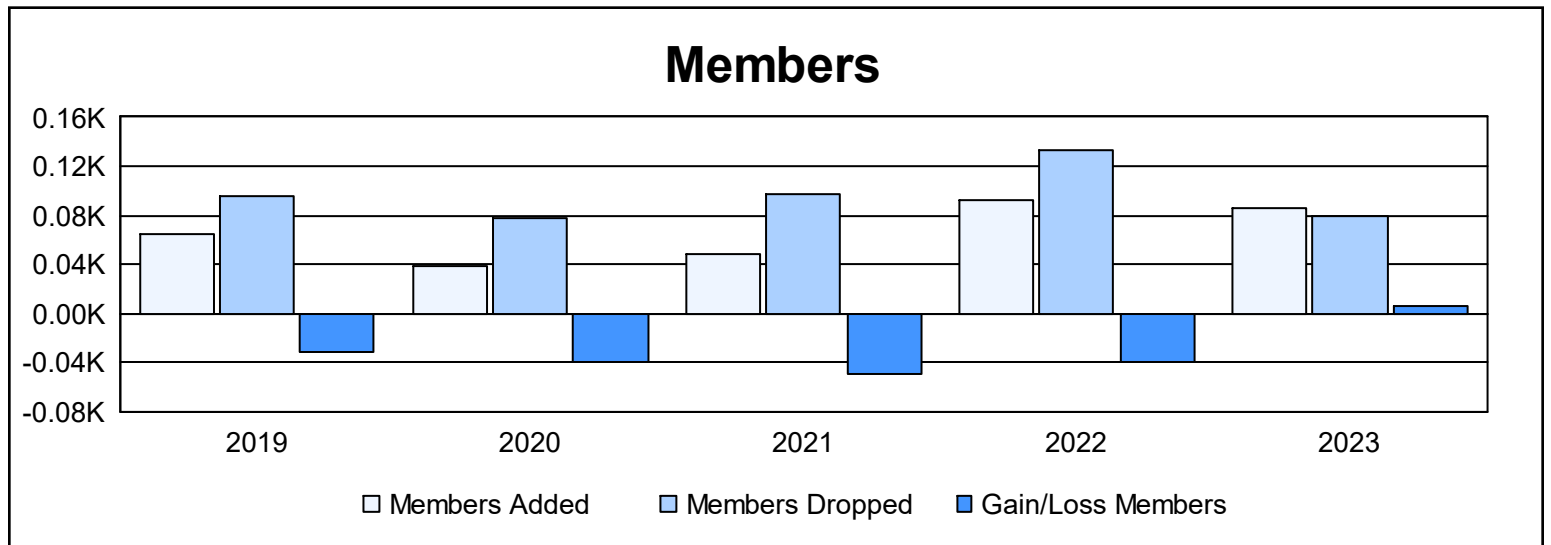
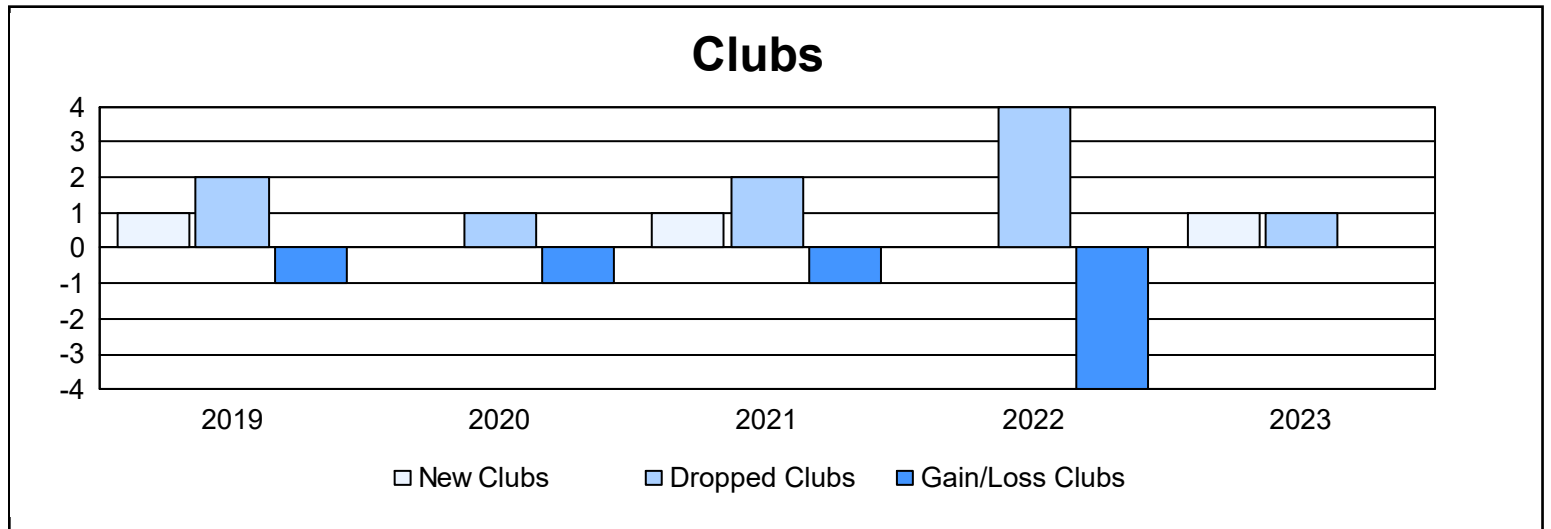
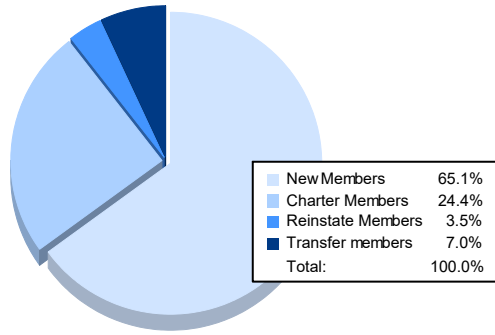


| Year | New Clubs | Dropped Clubs | Gain/ Loss Clubs | New Members | Charter Members | Reinstate Members | Transfer Members | Total Member Added | Total Members Dropped | Gain/ Loss Members |
|----------------|-----------|---------------|------------------|-------------|-----------------|-------------------|------------------|--------------------|-----------------------|--------------------|
| 2018-2019 | 1 | 2 | -1 | 34 | 8 | 1 | 21 | 64 | 95 | -31 |
| 2019-2020 | 0 | 1 | -1 | 30 | 0 | 7 | 2 | 39 | 78 | -39 |
| 2020-2021 | 1 | 2 | -1 | 23 | 20 | 1 | 4 | 48 | 97 | -49 |
| 2021-2022 | 0 | 4 | -4 | 80 | 0 | 3 | 10 | 93 | 133 | -40 |
| 2022-2023 | 1 | 1 | 0 | 56 | 21 | 3 | 6 | 86 | 80 | 6 |
| Average | 1 | 2 | -1 | 45 | 10 | 3 | 9 | 66 | 97 | -31 |



Membership Composition June 2023 Cumulative



Gender Composition June 2023 Cumulative

